




EPIC SERIES



## Features:

- ◇ Low-cost, high-performance replacement for many OEM DPMs
- ◇ Optional RED, GREEN or AMBER backlighting
- ◇ Snap-in bezel mount eliminates mounting hardware
- ◇ Resistant to RF and EMI
- ◇ 4½ digits with high-contrast LCD
- ◇ 4- 20 mA loop powered input
- ◇ User selectable, displayed engineering units

## Specifications:

<b>Display:</b>	Digits:	4 ½ digits (±19999 counts)
	Type:	0.45" (11.4 mm) 7 segment LCD
<b>Backlighting:</b>		Optional Red Negative (red numbers/black background) Optional Green Negative (green numbers/black background) Optional Amber Negative (amber numbers/black background) Optional Green Positive (black numbers/green background)
	Polarity:	automatic, "-" displayed
	Annunciators:	°F, °C, PSI, %
	Decimal Points:	4 position, user selectable
	Overrange:	four lower order digits blank for inputs >19999 & < -19999
<b>Inputs:</b>	Ranges:	4-20 mA DC
	Configuration:	bipolar differential
	Impedance:	300Ω nominal @ 20 mA
<b>Performance:</b>	Accuracy:	±(0.1% fs + 2 count)
	Conversion Rate:	3 per second
	Normal Mode Rejection:	>30 dB @ 60 Hz
	Adjustments:	span (gain) and zero (offset) with course setting
	Warmup:	10 minutes typical
	Temperature Coeff.:	± 100 ppm per °C typical
<b>Environment:</b>	Operating Range:	0 to 50 °C
	Storage Range:	-20 to 70 °C
<b>Power Supply:</b>		powered by the milliamp control loop
	Optional Backlight:	24 VDC at 35 mA typical
<b>Mounting:</b>		snap-in bezel mount
<b>Connection:</b>		2 screw terminal (4 with backlight)

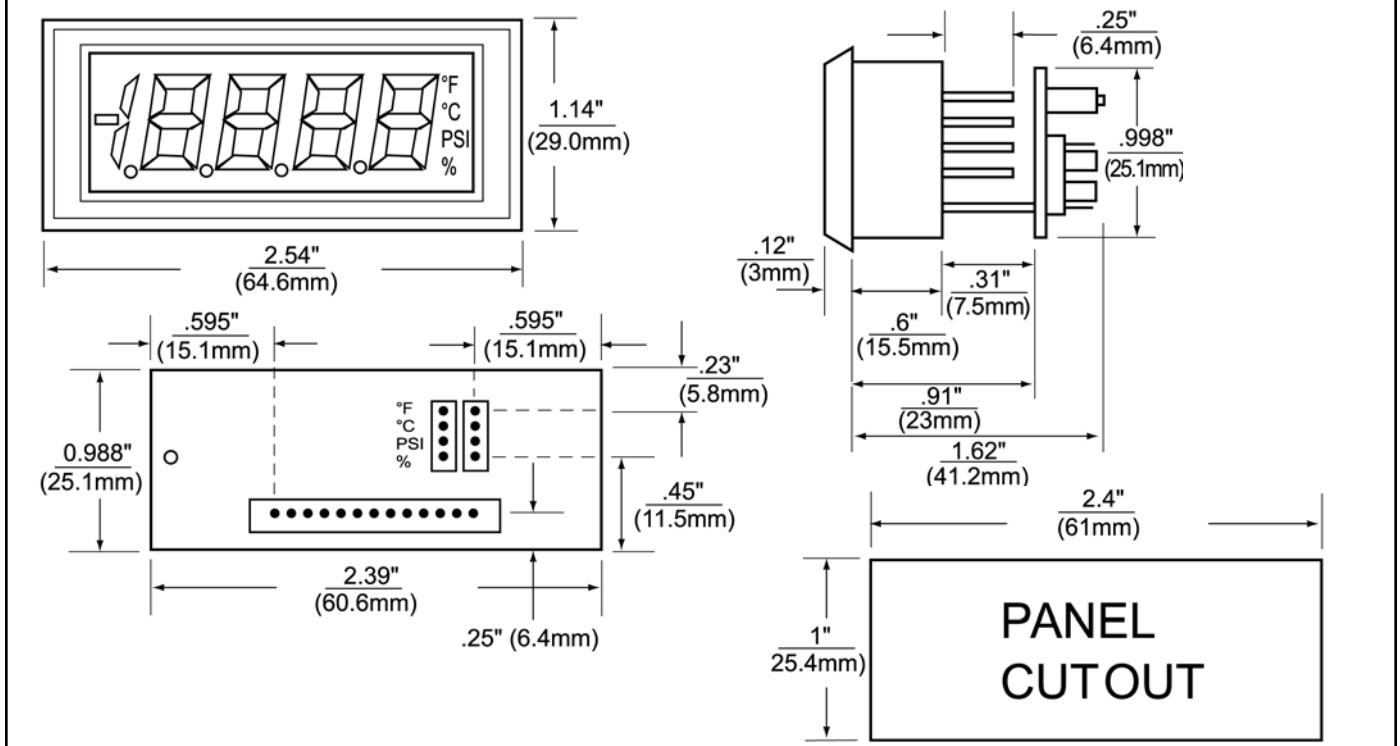
## Ordering Information:

PART NUMBER	BACKLIGHT COLOR	BACKLIGHT POWER
LPI-4E.....	NO BACKLIGHT .....	NONE
LPI-4EAN.....	NEG AMBER .....	24VDC
LPI-4EGN.....	NEG GREEN .....	24VDC
LPI-4ERN.....	NEG RED .....	24VDC
LPI-4EGP.....	POS GREEN .....	24VDC

PW2-24.....Regulated 120V AC to 24V DC Power Supply

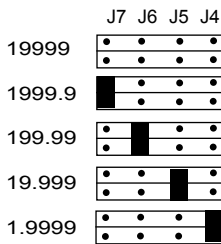


### Dimensions



### Jumper Selection & Wiring

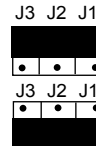
#### 1. DECIMAL SELECTION:



#### 2. J1, J2, J3 SELECTION:

**IF:** MIN DISPLAY IS = 0 **or**  
MIN DISPLAY IS > 0 **and** MAX DISPLAY ÷ MIN DISPLAY ≥ 5

**IF:** MIN DISPLAY IS > 0 **and** MAX DISPLAY ÷ MIN DISPLAY < 5



#### 3. SPAN JUMPER SECTION:

SPAN FACTOR	SET JUMPERS
0-12	L
10-22	M
22-32	H

**IF:** MIN DISPLAY IS ≤ 0 **or**  
MIN DISPLAY IS > 0 **and** MAX DISPLAY ÷ MIN DISPLAY > 5

**THEN:** SPAN FACTOR =  $\frac{2.5 (\text{MAX DISPLAY} - \text{MIN DISPLAY})}{4000 + 0.02 (\text{MIN DISPLAY}) - 0.004 (\text{MAX DISPLAY})}$

**IF:** MIN DISPLAY IS > 0 **and** MAX DISPLAY ÷ MIN DISPLAY ≤ 5

**THEN:** SPAN FACTOR =  $\frac{\text{MAX DISPLAY} - \text{MIN DISPLAY}}{1600}$

#### 4. ZERO (OFFSET) JUMPER SELECTION:

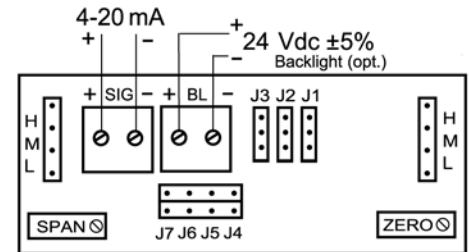
ZERO FACTOR	SET JUMPERS
0-3994	H
3320-7314	M
6640-10634	L

**IF:** MIN DISPLAY IS ≤ 0 **or**  
MIN DISPLAY IS > 0 **and** MAX DISPLAY ÷ MIN DISPLAY > 5

**THEN:** ZERO FACTOR =  $\frac{(250000 + \text{MIN DISPLAY}) \times (83834) - 73200}{(250000 + 400 (\text{SPAN FACTOR}))}$

**IF:** MIN DISPLAY IS > 0 **and** MAX DISPLAY ÷ MIN DISPLAY ≤ 5

**THEN:** ZERO FACTOR =  $\frac{(10634 - (\text{MIN DISPLAY} - 400 (\text{SPAN FACTOR})) \times 83834}{250000}$



WIRING