




Specifications Installation and Operating Instructions LCD Digital Panel Meters

Epic Series - Adjustable Voltage Powered 4½ Digit LCD

FEATURES

- ▶ Low-cost, high-performance replacement for many OEM DPMs
- ▶ Optional RED, GREEN or AMBER backlighting
- ▶ Snap-in bezel mount eliminates mounting hardware
- ▶ Resistant to RF and EMI
- ▶ Optional window mount
- ▶ 4½ digits with high-contrast LCD
- ▶ 12V or 24V DC voltage-powered
- ▶ User-selectable, displayed engineering units



SPECIFICATIONS

DISPLAY

Digits: 4 ½ digits (± 19999 counts)
 Type: 0.45" (11.4 mm) 7 segment LCD
 Backlighting: Optional Red Negative (red numbers/black background)
 Optional Green Negative (green numbers/black background)
 Optional Amber Negative (amber numbers/black background)
 Optional Green Positive (black numbers/green background)
 Polarity: automatic, "-" displayed
 Annunciators: °F, °C, PSI, %, user-selectable or V, A, KW, PF
 Decimal Points: 4 position, user-selectable
 Overrange: four lower order digits blank for inputs >19999 & < -19999

INPUTS

Ranges: 0-10 VDC, 0-5 VDC or 0-200 mV DC
 Configuration: single ended
 Impedance: 390K Ω min.

PERFORMANCE

Accuracy: $\pm(0.1\% \text{ fs} + 2 \text{ count})$
 Conversion Rate: 3 per second
 Normal Mode Rejection: >30 dB @ 60 Hz
 Adjustments: span (gain) (2) (10V and 5V) and zero (offset)
 Warmup: 10 minutes typical
 Temperature Coeff.: ± 100 ppm per °C typical
 Offset Range: -19999 to +19999
 Gain Range: 1-20000 counts above adjusted zero

ENVIRONMENT

Operating Range: 0 to 50 °C
 Storage Range: -10 to 60 °C

POWER SUPPLY

12 VDC or 24 VDC regulated (selectable)
 Optional Backlight: 24 VDC at 35 mA typical

MOUNTING

snap-in bezel mount
 window mount (optional)

CONNECTION

4 screw terminal (6 with backlight)

ORDERING INFO

| PART NUMBER | BACKLIGHT COLOR | BACKLIGHT POWER |
|---|--|-----------------|
| SNAP-IN: | | |
| VPI-4*E | NO BACKLIGHT | NONE |
| VPI-4*EAN | NEG AMBER | 24 VDC |
| VPI-4*EGN | NEG GREEN | 24 VDC |
| VPI-4*ERN | NEG RED | 24 VDC |
| VPI-4*EGP | POS GREEN | 24 VDC |
| WINDOW: | | |
| VPI-4*EW | NO BACKLIGHT | NONE |
| VPI-4*EANW | NEG AMBER | 24 VDC |
| VPI-4*EGNW | NEG GREEN | 24 VDC |
| VPI-4*ERNW | NEG RED | 24 VDC |
| VPI-4*EWG | POS GREEN | 24 VDC |
| *Add (P) for Power Engineering Units V, A, KW, PF | | |
| ACCESSORIES | | |
| PW2-12 | Regulated 120V AC to 12V DC Power Supply | |
| PW2-24 | Regulated 120V AC to 24V DC Power Supply | |
| CVC | Calibrator | |



LCD Digital Panel Meters

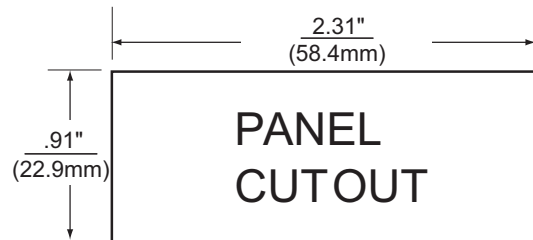
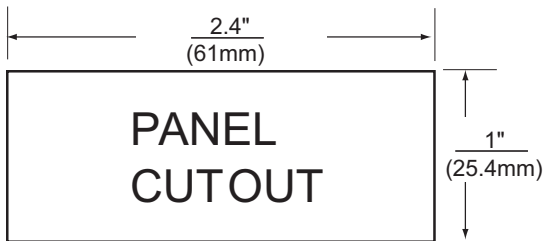
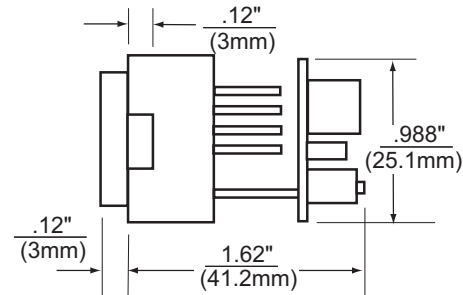
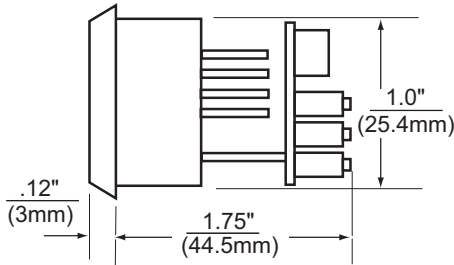
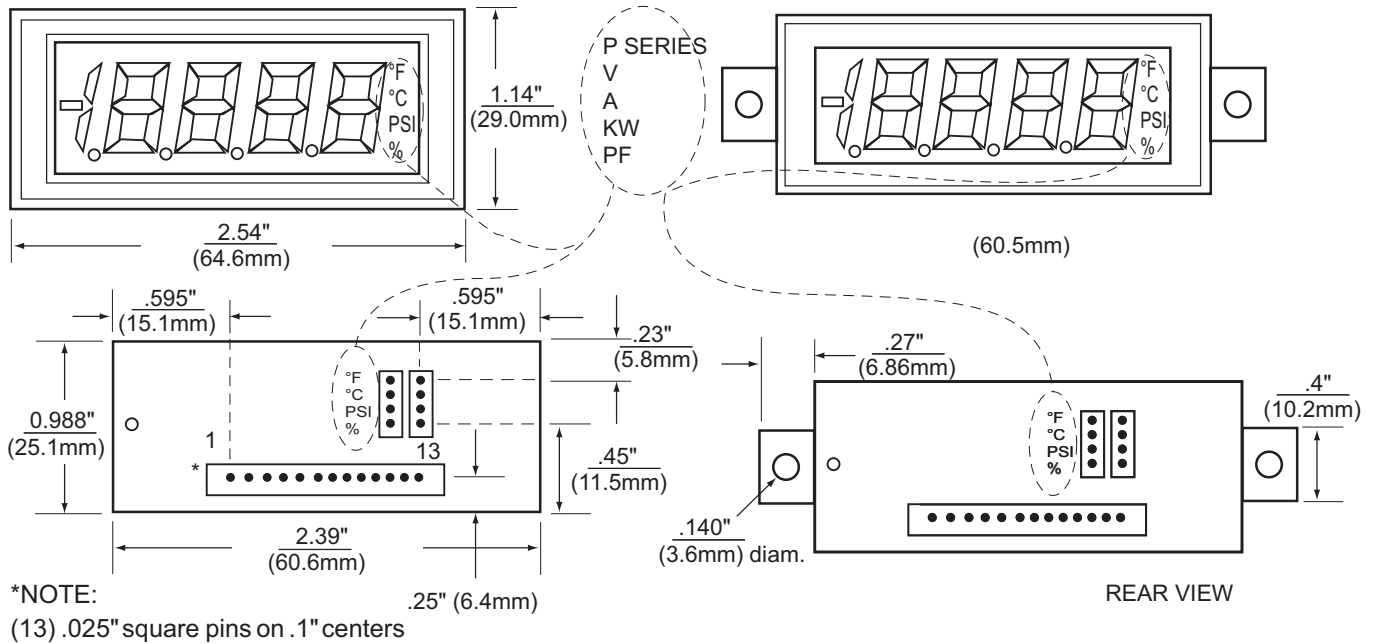
Epic Series - Adjustable Voltage Powered 4½ Digit LCD



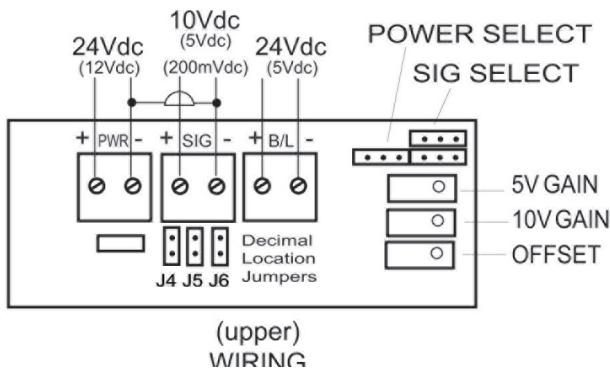
DIMENSIONS

Bezel Mount

Window Mount



WIRING



Decimal Point Selection

1. Locate jumpers J4 through J6 in the middle of the circuit board unit.
2. Jumper the appropriate decimal location as follows:

- J4 - 000.0
- J5 - 00.00
- J6 - 0.000
- None - 0000